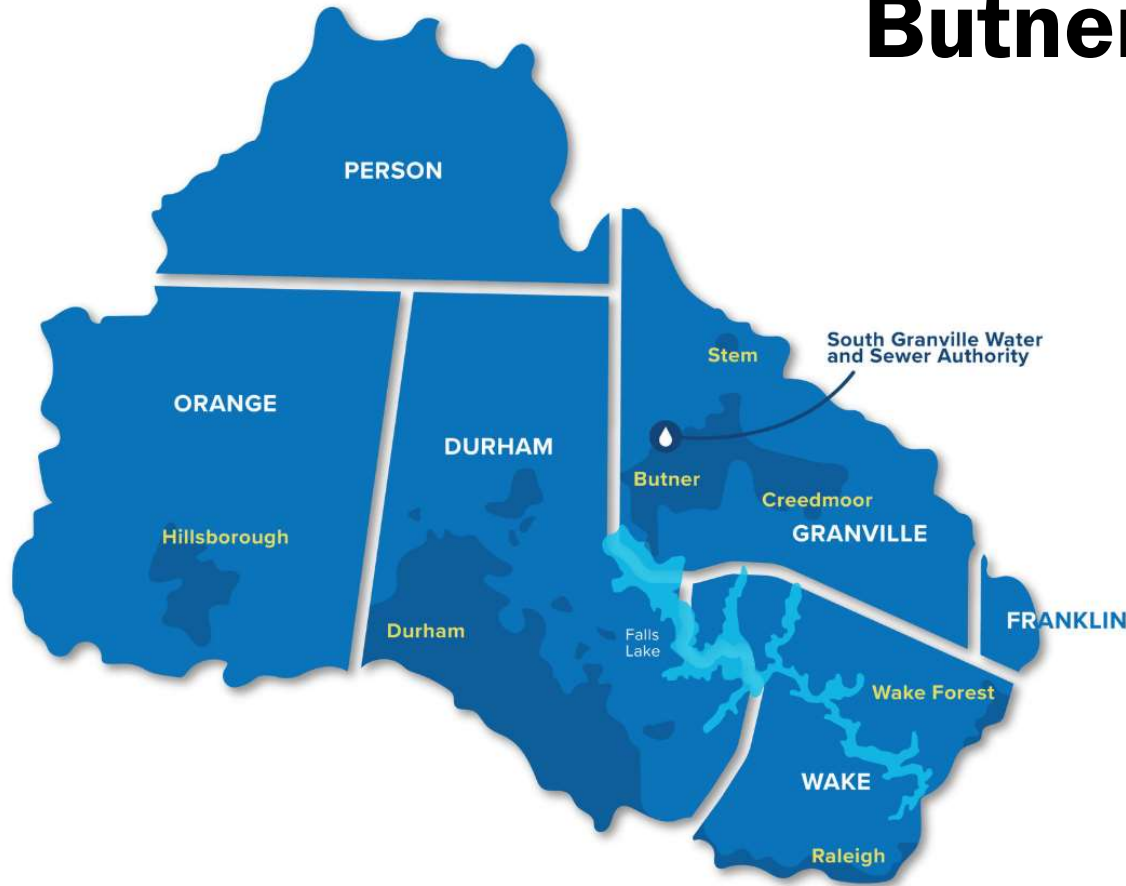




UNRBA Board Meeting March 20, 2019 Butner Town Hall



Opening—Sig Hutchinson

Opening

- Introductions and announcements
- Roll call for quorum
- Identification of any conflicts
- Review agenda

Approval of Minutes and Treasurer's Report

Information posted to website

Approval of Minutes and Treasurer's Report

- Approval of January 16, 2019 meeting minutes
- Treasurer's report

Treasurer's Report

3/6/2019

Balance Forward: (per bank statement - 1/29/19)	Checking	\$	670,192.52
	Savings		507,575.13
Debits:			
Barnes & Thornburg (December 18 Inv.)			8,721.05
McGill Asso. (December 18 Inv)			8,778.96
Brown & Caldwell (MP, FY 19, Nov, Dec, & Jan, 19 Invs)			95,860.06
Brown & Caldwell (MRS, FY 19, Nov & Dec, 18 Invs)			64,342.64
Sauber Water Consulting (Dec 18 Inv)			10,920.00
MFG Consulting, LLC (Dec 18 Inv)			118.95
Phthisic Consulting Inc. (Dec. 18 & Jan. 19 Invs)			2,061.62
HDR, Inc. (Nov. 18 inv)			9,293.90
Bank Fees			1.00
			<hr/>
	Total Debits	\$	200,098.18
Credits:			
Interest (checking)		\$	65.05
Interest (savings)			194.73
FY 2018-19 Membership Fees			-
			<hr/>
Account Balance (per bank statement - 2/25/19)	Checking	\$	470,159.39
	Savings		507,769.86
			<hr/>
	Total UNRBA Account Balance :	\$	977,929.25
			<hr/>
Outstanding invoices/deposits in process since the close of bank statement (2/25/19):			
Debits:			
McGill Asso. (February 19 Inv)		\$	-
Brown & Caldwell (MP, FY 19, February, 19 Inv)			17,258.92
Brown & Caldwell (MRS, FY 19, February, 19 Inv)			44,834.22
HDR, Inc. (February 19 Inv)			1,278.52
Sauber Water Consulting (February 19 Inv)			1,540.00
MFG Consulting, LLC (February 19 Inv)			100.00
Phthisic Consulting Inc. (February 19 Inv)			889.03
Hicks Wrenn (February 19 Inv)			504.00
Credits:			
No credits this period		\$	-
			<hr/>
	Current Account Balances:	Checking	\$ 403,754.70
		Savings	507,769.86
			<hr/>
	Total UNRBA Account Balance :	\$	911,524.56
			<hr/>

Stage I Update

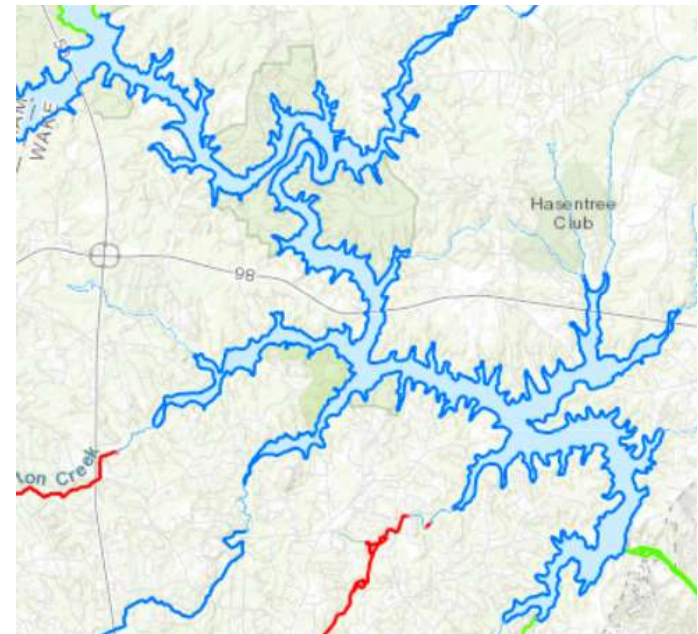
Slides posted to website

Stage I Load Reduction Requirements

- Local governments have been evaluating Stage I nutrient load reduction requirements
 - Load reductions required (jurisdictional loads) are to be based on development between 2006 and when the new development stormwater requirements were implemented
 - A focus group representing 10 jurisdictions met on February 15th to compare notes, review the rules and identify potential differences in the procedures being followed and the guidance and input from the State
 - A close review of the Rule language has raised questions about the different ways to calculate jurisdictional loads and how to account for “development” during the review period
 - The PFC reviewed options for responding to the issues noted and concerns about the Stage I Existing Development Program

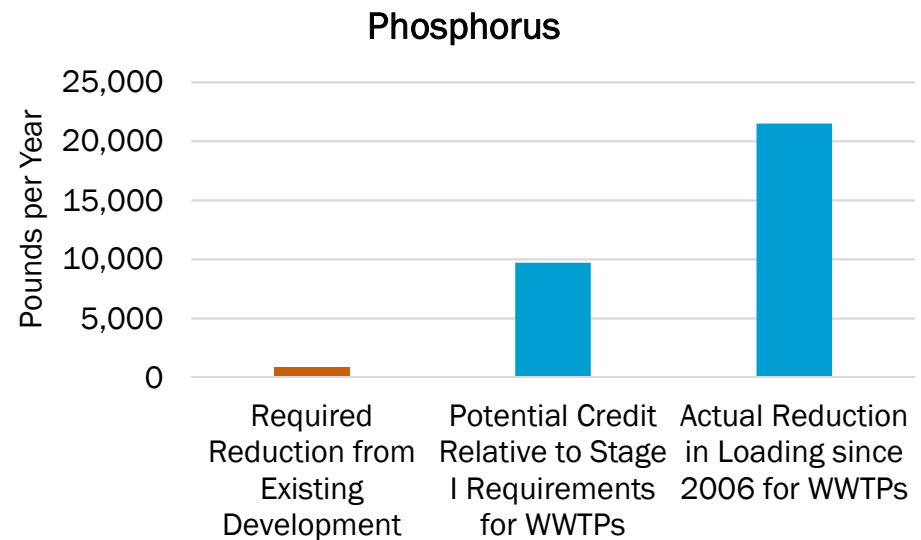
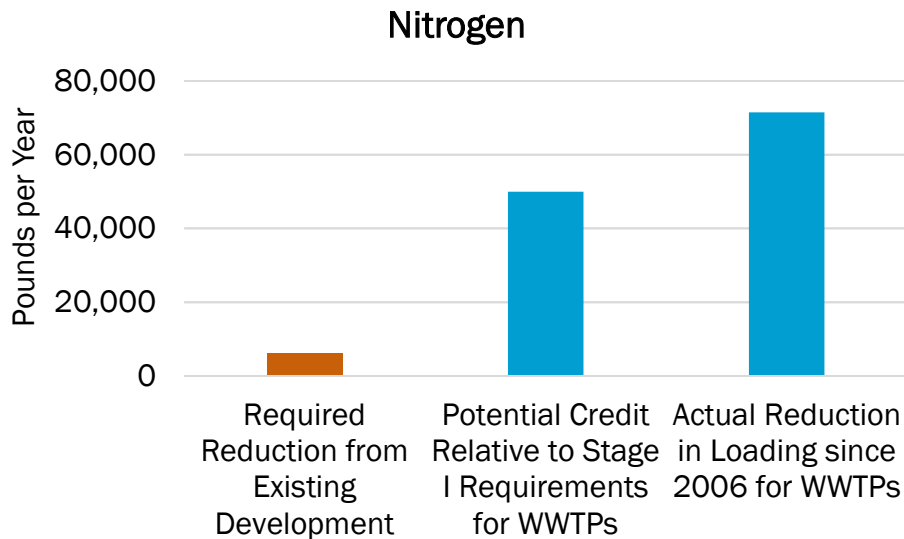
Stage I Progress

- The lower lake (below Highway 50) has met the chlorophyll a criterion for the past 3 listing cycles
 - This is the water quality goal of Stage I
- Wastewater treatment plants have dramatically reduced loading in the watershed
 - Both nitrogen and phosphorus reductions are ~10 times higher than the projected Stage I load reduction requirements addressing existing development



The lower lake is complying with water quality standards based on the 2014, 2016, and 2018 draft use assessments.

Comparison of Stage I Nutrient Reduction Requirements for Existing Development to Load Reductions from WWTPs since 2006 and Relative to Stage I Requirements



Stage I Progress

- Additional progress would be minimal under the existing framework
 - Communities with wastewater treatment plants would require no further reductions
 - Some communities that assume the uniform pre-development loading rates (allowed in the Rules) have calculated no net increase in Stage I nutrient loads



Image from City of Durham showing a bioretention cell retrofit.



Image courtesy of Durham County Soil and Water Conservation District (before stream restoration).



**UNRBA Path Forward Committee
met on March 11, 2019 to discuss
the Focus Group Meeting Results**

Important Observations Moving Forward

- Language in rules provides an alternate approach that lowers jurisdictional loads
- Key decisions about how to define “development” can result in different results
- Calculation approaches not using the alternate approach results in higher loading responsibilities
- Resulting inequity may create issues between jurisdictions
- Potential legal conflicts with DWR
- Policy positions within the jurisdictions vary and can result in concerns about fairness

Important Observations Moving Forward

- Jurisdictions with WWTPs have large potential credits that will exceed Stage I ED requirements
- WWTP potential credits can meet all Stage I ED requirements in the watershed
- Stage I water quality goal has been achieved in the lower lake
- Using WWTP credits would not further reduce loading to the lake
- Reexamination will result in an updated strategy that will change the watershed management framework
- Need to establish a more positive approach that “bridges” the timeframe from the present to the establishment of an updated strategy

Alternative Approach for Stage I

- Conceptual level idea for the Board's consideration
- Would require additional work to reach consensus
- Represents a potential for moving forward in an equitable way
- Must reach agreement in the Association as we move forward



Alternative Approach for Stage I

- Implement a collaborative, project-based approach until the re-examination is complete
 - Acknowledge efforts to date and those achieved under the alternative approach
 - Count reductions achieved toward requirements of a revised nutrient management strategy
 - Continue to implement projects to improve water quality
 - Demonstrate the commitment of the UNRBA to other stakeholders
 - Focus on areas and projects that will generate the most load reduction for the least cost
- Discussed this alternative at the March 11th PFC meeting
 - PFC approved further consideration of this approach
 - NGOs and DWR were receptive to the alternative approach

Potential Benefits and Considerations of the Alternative Approach

- Gain support of internal and external stakeholders
- Identify potential regulatory “vehicles”
 - Legislative action
 - Within the allowed flexibility under the Rules for jurisdictions to collaborate
- Determine an equitable method to assign funding levels
- Develop a framework to prioritize and select projects
- Determine the most efficient way to manage the activities
 - Interlocal agreements
 - Bubble permit with managing group
 - Contract periods
- Several PFC members have volunteered to serve as a work group to explore further



Recommended Actions

- Appoint a workgroup to evaluate this alternative approach
 - Jim Wrenn
 - Melinda Clark
 - Sandi Wilbur
 - Katie Cromwell
 - Ben Brown
 - Terry Hackett
 - Dan McLawhorn
 - Don O'Toole
 - Reggie Hicks
 - Additional appointments by the Board
- Develop a status update report and recommendation for review by the PFC at the April/May meetings
- Present to Board for a final decision
 - At the May or June meeting
 - Or a special meeting

Personnel Committee Report

Report posted to website

Personnel Committee Meeting for Assessing 2018

- Reviewed work in 2018
- Discussed major accomplishments
- Referenced communication objectives
- Determined overall performance
- Asked for input from Forrest and Haywood
- Summarized current contract conditions
- Evaluated any needed revisions to the contract

Budget Review for FY2020

Information posted to website

Key Components of the Proposed FY 2020 Budget

- Maintains funding for monitoring and modeling at the current level
- Provides ongoing financial resources for legal support
- Continues funding for Executive Director Services adjusted to reflect the Personnel Committee's recommendations—increase of \$8,735
- Provides the same level of funding for administrative items—insurance, tax prep, web-support, lobbying fees, etc.

Recommended UNRBA Membership Fees for FY2019-FY2020

Member	Base Rate (10%)	2018 Raw Water Demands (50%)			Jurisdiction's Land Area (40%)			FY 2019-20 Fees (Proposed)	FY 2018-19 Fees (Current)
		2018 Average Raw Water Demand (MGD)	\$ 572,500.00 (%)	Member's Sub-Share Cost	Jurisdiction's Acres Within Watershed	\$ 458,000.00 (%)	Member's Sub-Share Cost	Total Membership Fees	Total Membership Fees
Town of Butner	\$ 8,807.69	NA			8,822	1.8	\$ 8,196.72	\$ 17,004.41	\$16,278.70
City of Creedmoor	8,807.69	NA			3,544	0.7	3,292.81	12,100.50	11,101.02
City of Durham	8,807.69	25.810	36.4	\$ 208,547.63	31,963	6.5	29,697.56	247,052.88	251,844.40
Durham County	8,807.69	NA			98,520	20	91,537.19	100,344.88	100,329.01
Franklin County	8,807.69	NA			5,284	1.1	4,909.49	13,717.18	13,005.18
Granville County	8,807.69	NA			71,698	14.5	66,616.26	75,423.95	74,751.50
Town of Hillsborough	8,807.69	1.543	2.2	12,467.61	3,713	0.8	3,449.83	24,725.13	23,084.27
Orange County	8,807.69	NA			121,896	24.7	113,256.37	122,064.06	121,058.23
Person County	8,807.69	NA			83,090	16.9	77,200.82	86,008.51	83,210.10
City of Raleigh	8,807.69	40.820	57.6	329,830.07	1,164	0.2	1,081.50	339,719.26	328,655.42
SGWASA	8,807.69	2.680	3.8	21,654.69	NA		-	30,462.38	30,270.19
Town of Stem	-	NA			NA		-	-	8,116.18
Wake County	8,807.69	NA			62,339	12.6	57,920.59	66,728.28	65,139.11
Town of Wake Forest	8,807.69	NA			905	0.2	840.86	9,648.55	8,953.53
Total	\$ 114,499.97	70.853	100	\$ 572,500.00	492,938	100	\$ 458,000.00	\$ 1,144,999.97	\$ 1,136,265.00

Recommended UNRBA Budget Expenditures for FY2019-FY2020

Monitoring, Modeling, and Regulatory Support Programs:	\$800,000
Legal Support:	100,000
Communications Support Program:	40,000
Executive Director Services:	\$195,500
Administrative Costs:	6,000
Website Improvements:	<u>3,500</u>
Total:	<u>\$1,145,000</u>

Recommended Membership Fees for FY2019-FY2020 Compared to Last Year

Member	Membership Fees FY 2018-19	Recommended Fees FY 2019-20	Net Increase for FY 2019-20 *
Town of Butner	\$ 16,278.70	\$ 17,004.41	\$ 725.71
City of Creedmoor	11,101.02	12,100.50	999.48
City of Durham	251,844.40	247,052.88	(4,791.52)
Durham County	100,329.01	100,344.88	15.87
Franklin County	13,005.18	13,717.18	712.00
Granville County	74,751.50	75,423.95	672.45
Town of Hillsborough	23,084.27	24,725.13	1,640.86
Orange County	121,058.23	122,064.06	1,005.83
Person County	83,210.10	86,008.51	2,798.41
City of Raleigh	328,655.42	339,719.26	11,063.84
SGWASA	30,270.19	30,462.38	192.19
Town of Stem	8,584.35	-	-
Wake County	65,139.11	66,728.28	1,589.17
Town of Wake Forest	8,953.53	9,648.55	695.02
Total	\$ 1,136,265.01	\$ 1,144,999.97	

Adjustments in Jurisdictional Acreage and Water Use for FY2019-FY2020

Member	Member Acres For FY 2018-19	Member Acres For FY 2019-20	Increase/Decrease in Acreage for FY 2019-20	Water Usage (MGD) For FY 2018-19	Water Usage (MGD) For FY 2019-20	Increase/Decrease in Water Usage FY 2019-20
Town of Butner	8,822	8,822	0			
City of Creedmoor	3,226	3,544	318			
City of Durham	31,113	31,963	850	27.360	25.810	-1.550
Durham County	99,663	98,520	-1,143			
Franklin County	5,284	5,284	0			
Granville County	72,019	71,698	-321			
Town of Hillsborough	3,713	3,713	0	1.468	1.543	0.075
Orange County	122,067	121,896	-171			
Person County	81,161	83,090	1,929			
City of Raleigh	1,118	1,164	46	40.670	40.820	0.150
SGWASA	NA	NA	NA	2.820	2.680	-0.140
Town of Stem	506	0	0			
Wake County	61,630	62,339	709			
Town of Wake Forest	905	905	0			
Total	491,227	492,938	2,217	72.318	70.853	-1.465

Communications Support Contract for 2019

Contract Amendment and Scope posted to website

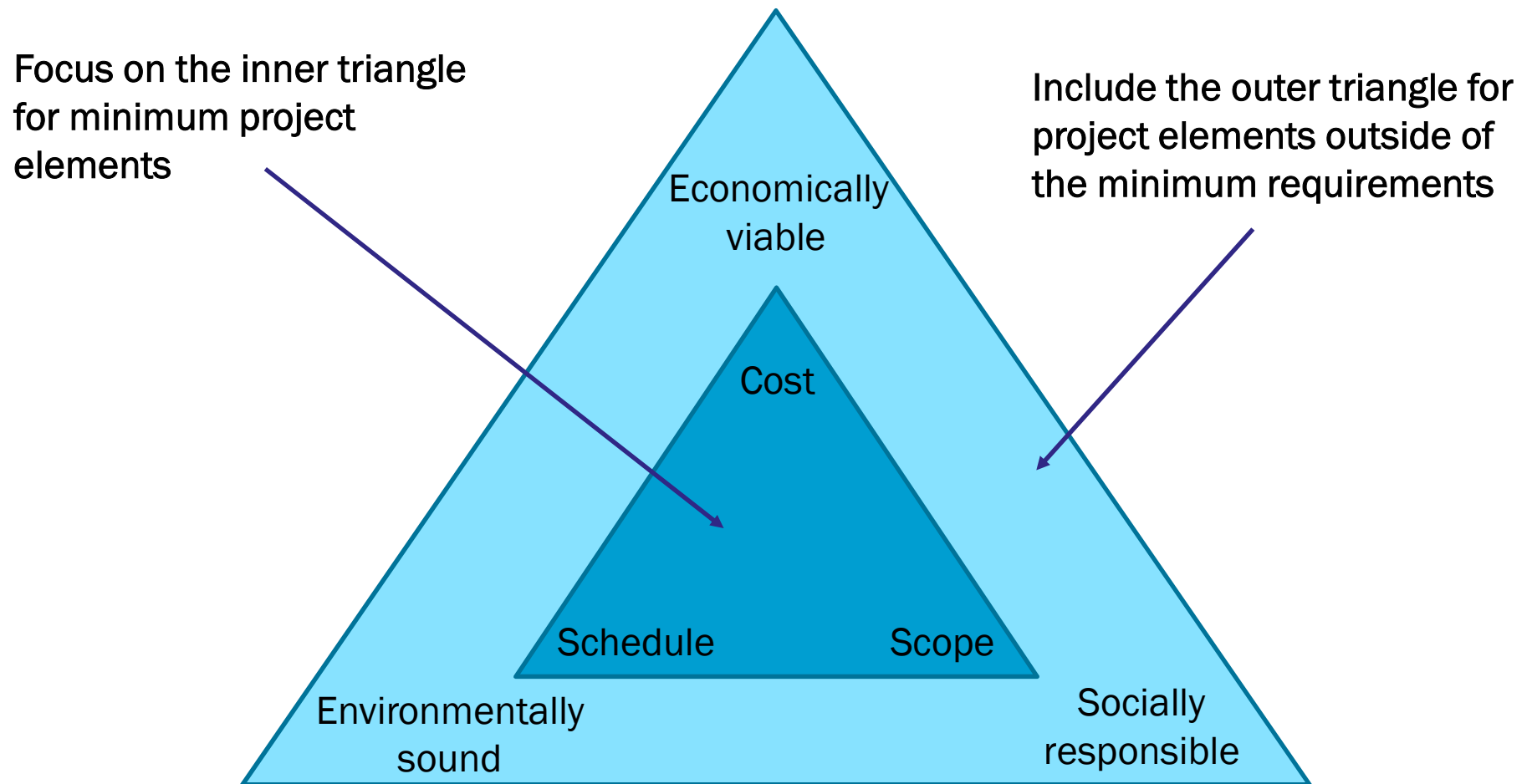
Scope of Work for 2019

- Improve On-Line Engagement with updates and new material
- UNRBA Stakeholder Summit—Late Summer or Fall 2019
- Media outreach and contact
- Elected Official orientation package
- Communication tools tracking and summaries of usage—make improvements

Modeling and Regulatory Support Update

Slides and presentation made at the March 11, 2019 PFC posted to website

MRSW Decision Framework (1/28/2019)



MRSW Topics Discussed March 11th

- Model time steps
- Use of radar precipitation data
- Finalizing watershed modeling units
- Processing land use data
- Accounting for best management practices and stormwater control measures

Modeling Status

- Request radar precipitation data from the State Climate Office
- Build meteorological input files for 80 locations in the watershed
- Finalize the watershed modeling units and develop the river network
- Process USGS land use data when received (~April)
- Aim to calibrate the watershed model to stream flows by the end of 2019

Monitoring Program Update

Slides posted to website

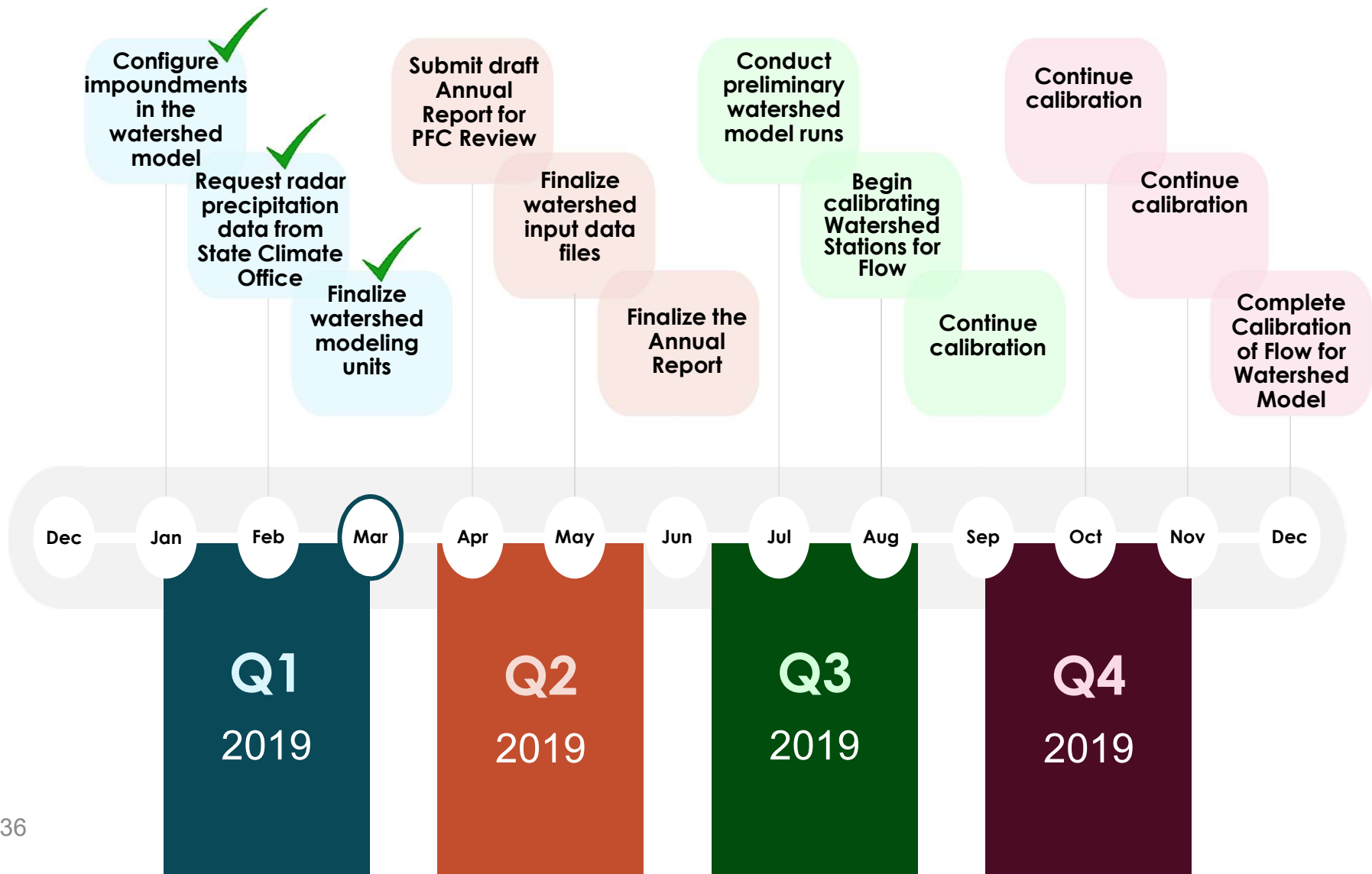
Water Quality and Field Data Received

Dataset	Origin	Status
Routine Monitoring	Environment 1	All Data Received
Special Studies	Environment 1	All Data Received
In-lake Algal Data	NC DEQ	All Data Received
In-lake Water Quality	NC DEQ	All Data Received
Tributary Water Quality	NC DEQ	Pending
In-lake Profile	CAAE	Pending
In-lake Water Quality	CAAE	All Data Received
In-lake Water Quality	City of Durham	All Data Received
In-lake Water Quality	City of Raleigh	All Data Received

Status of the Monitoring Program

- Report preparation under way
 - Focus on complete data sets first
- Convey data to Modeling Team
- Provide results and interpretation of data
- New types of analyses are being explored
 - Loading analyses
 - Sediment studies and inlake nutrient releases
 - Bathymetry measurements
 - Residence time
- Coordinating with Executive Director and Subject Matter Experts on report content, and with Modeling Team
- Targeting April 2019 for PFC review

2019 Milestones for Monitoring and Modeling



Reiteration of UNRBA Comments on 303(d) List

Information posted to website


Main Points Made by UNRBA Comments

- The current methods for assessing compliance with the chlorophyll-a standard in Falls Lake is not appropriate and isn't consistent with the Falls Lake Rules
- The 2018 303(d) Methodology change makes it more difficult to make water quality progress in NC by making it easier to put waters on the list and harder to take them off after improvements are made
- The expansion of the review period from 5 to 10 years allows “old” data to make current decisions—the look-back period of 5 years is actually closer to 7 and doesn't use the current two years of data in determining compliance
- Recommended that the EMC and DEQ go back to the methodology approved for the 2014 and 2016 303(d) efforts
- Email sent to EMC Members before meeting on March 14 reminding them of our comments

Executive Director's Report

Posted to Website

Closing Comments



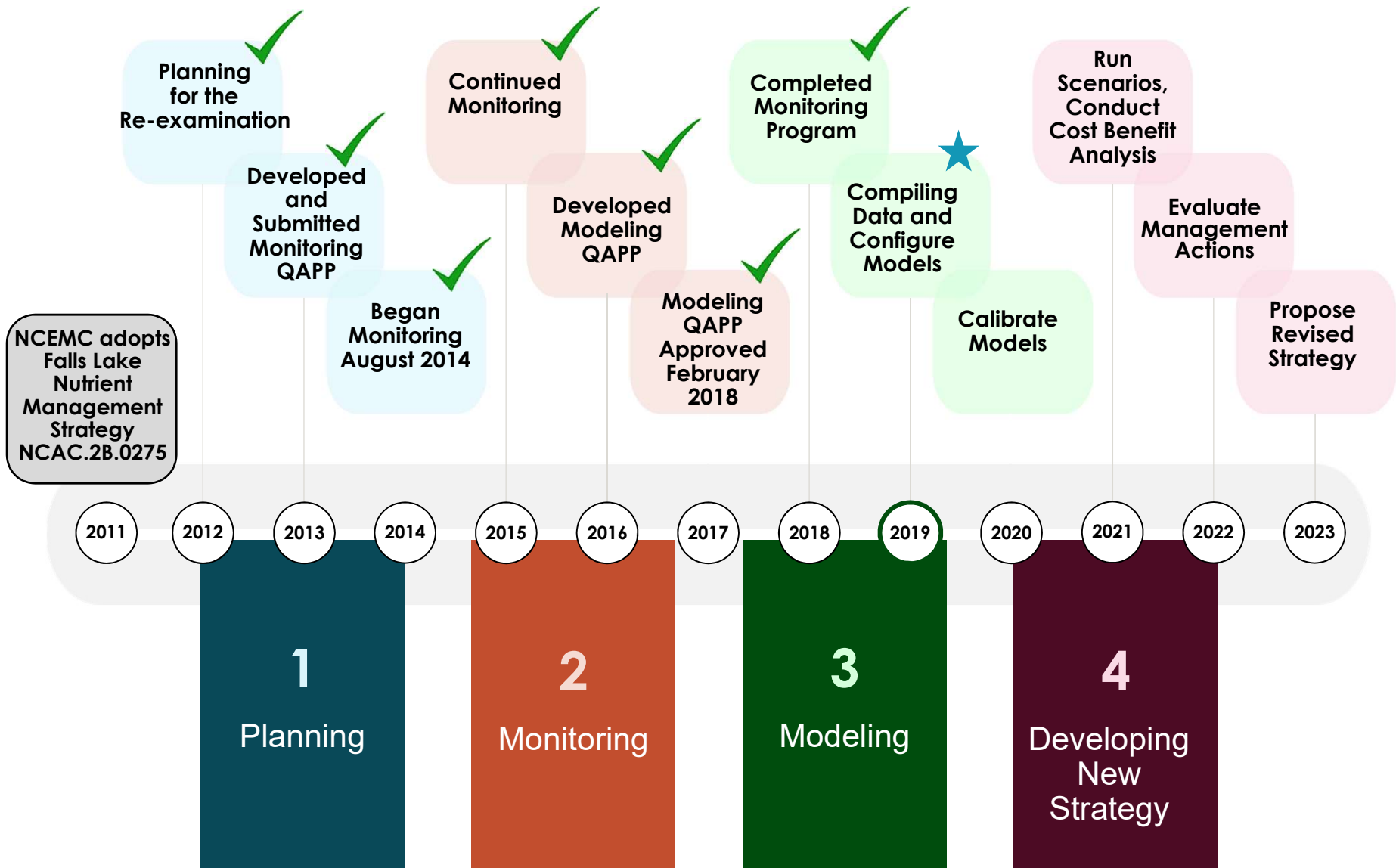
**Next UNRBA Board Meeting
is Scheduled for
May 15, 2019
Butner Town Hall
9:30 AM to Noon**

Questions ?



Multi-year Re-examination Timeline

FW11



Slide 43

FW11

I assume this is "extra" Remove from what we post to website

Forrest Westall, 3/14/2019